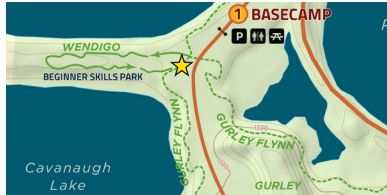


Tioga Recreation Area Gurley Flynn Trail

Counting Location:



Counting Period:

May 23, 2020 - Sept 7, 2020

Average Daily Traffic: 220

Weekday Peak Hour: 4:00pm

Weekend Peak Hour: 12:00pm

Busiest Day:

Sunday, September 6 (720)

Slowest Day:

Friday, August 14 (4)

Total 2020 Summer Traffic

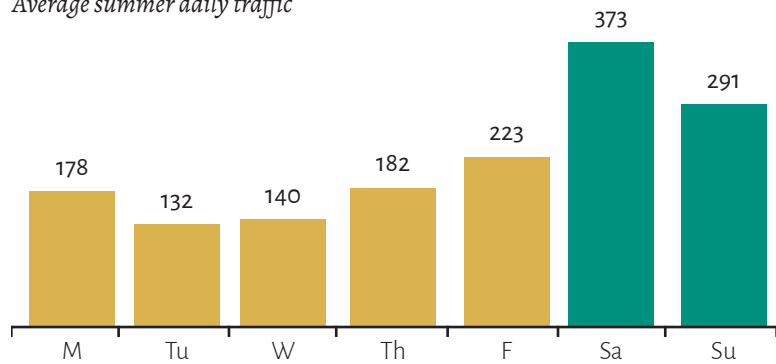
23,743

Traffic Direction

62% OUT (Northbound)
38% IN (Southbound)

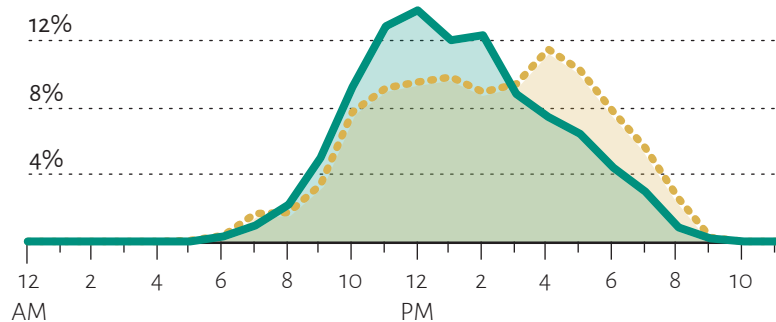
Summer Weekly Traffic Patterns

Average summer daily traffic

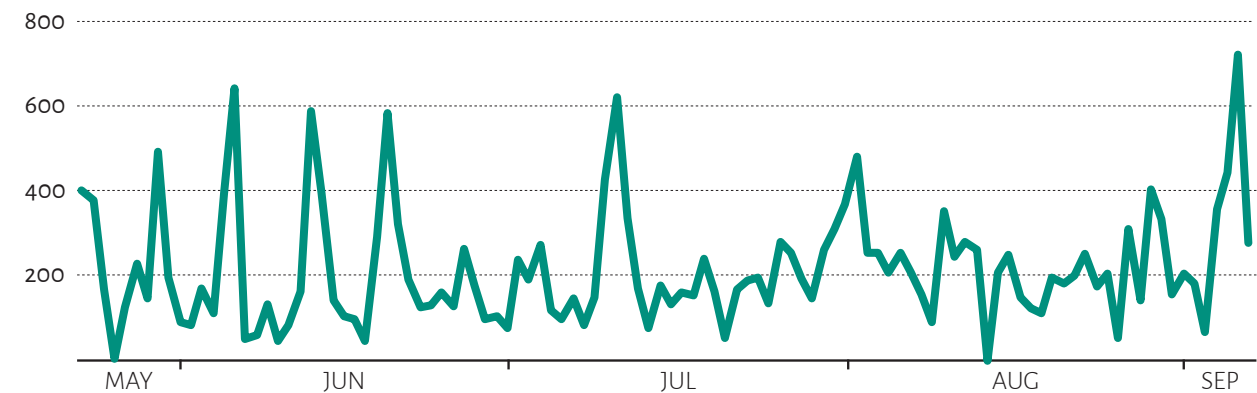


Summer Hourly Traffic Patterns

% of daily traffic ■ Weekend ● Weekday



2020 Summer Daily Traffic



Tioga Recreation Area Iron Maidenhair Trail

Counting Location:



Counting Period:

May 23, 2020 - Sept 7, 2020

Average Daily Traffic: 139

Weekday Peak Hour: 3:00pm

Weekend Peak Hour: 12:00pm

Busiest Day:

Saturday, May 30 (424)

Slowest Day:

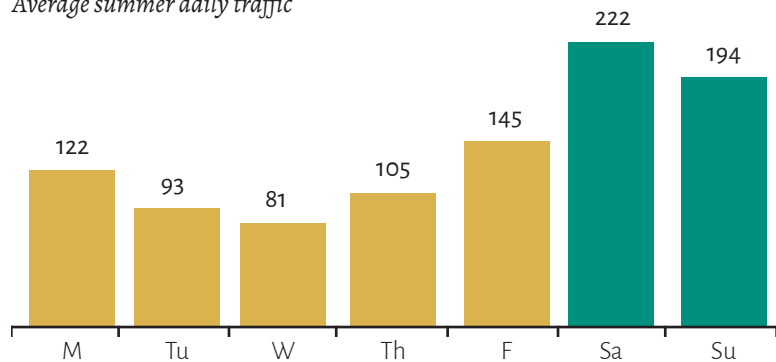
Tues, May 26 & Fri, Aug 14 (0)

Total 2020 Summer Traffic

14,959

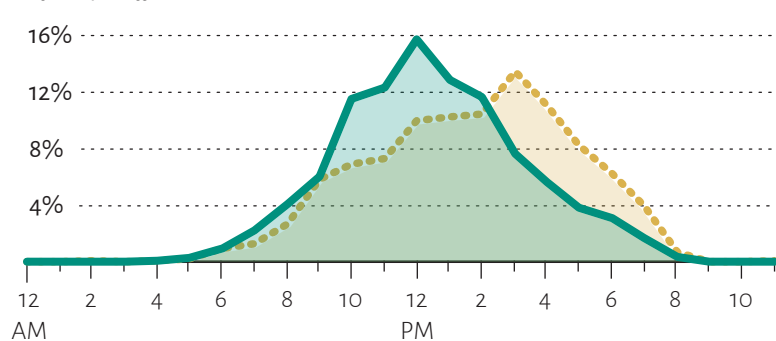
Summer Weekly Traffic Patterns

Average summer daily traffic



Summer Hourly Traffic Patterns

% of daily traffic



2020 Summer Daily Traffic

